

### 1.2.19. Primary education promotion rates, by province, sex and education authority – 2018, 2019, 2020

Primary education promotion rates at country level decreased for both genders when the rates of 2018 and 2020 are compared. The trends differ across the provinces and genders with respect to the direction of the trend (see chart – 1.2.19.a).

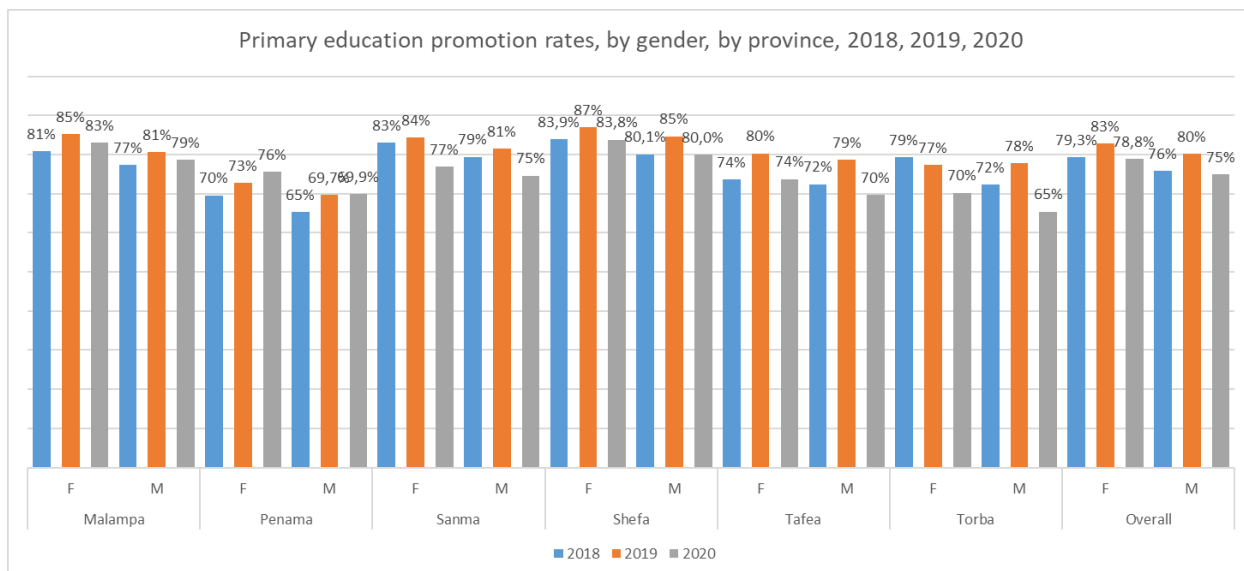


Chart 1.2.19.a.

Primary education promotion rates at education authority level follow the country level trends that the rates had an increase during 2019. However, during 2020 the trends differ with respect to the sizes of the change and the direction across education authority types and by genders (see chart – 1.2.19.b)

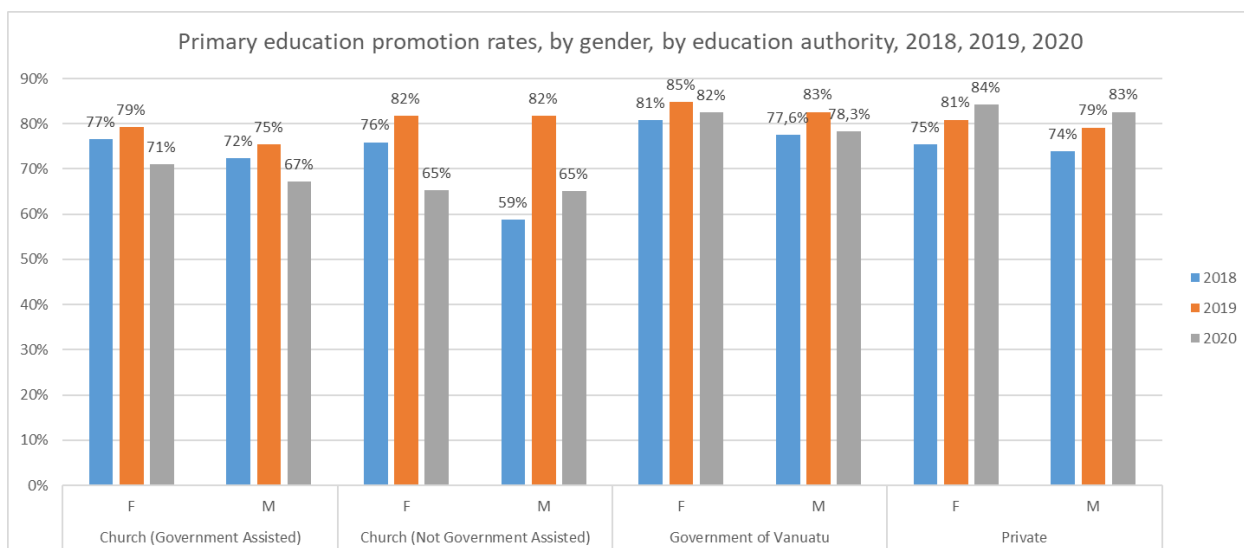


Chart 1.2.19.c

Primary education promotion rates observed at the two education authority (Government assisted Churches and Government of Vanuatu) level differ across provinces and genders with respect to the direction and the sizes of the change in the rates. In certain provinces the rates are similar between the two main education authorities and in some the differences are evident.

Decreasing trend is observed across the provinces for schools governed by the Churches that are not assisted by the government where high rates are due to the low enrollment figures (see chart - HH and

table - AA). The trends change direction across the provinces with Private schools and again low enrollment figures in certain provinces lead to high promotion rates (see chart – 1.2.19.c and table – 1.2.19).

Primary education promotion rates, by gender, by education authority, by province, 2018, 2019, 2020

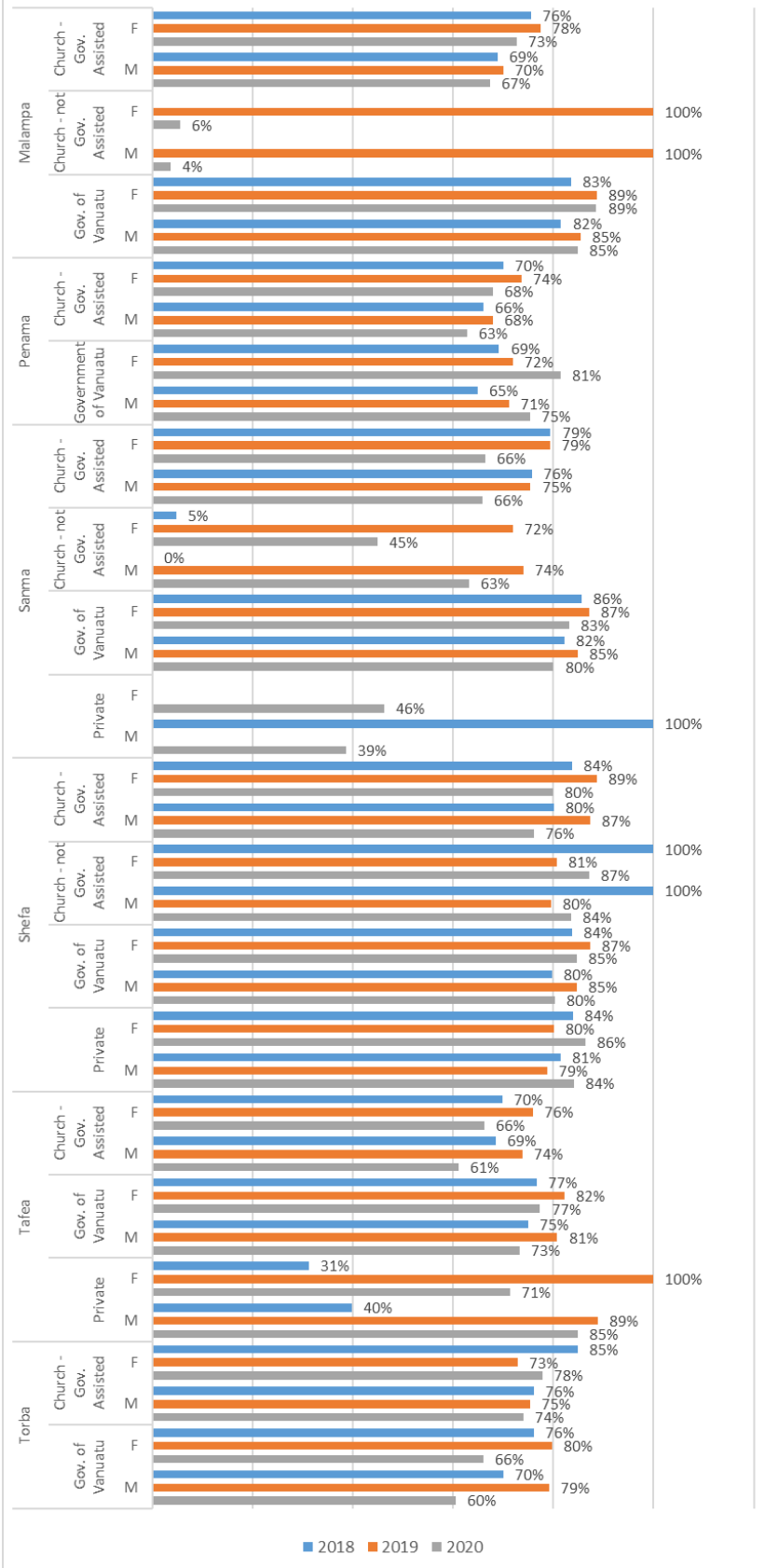


Chart 1.2.19.c.

| Authority                        | dName   | Sex | # of enrolled | # of promoted | Promotion Rate - 2018 | # of enrolled | # of promoted | Promotion Rate - 2019 | # of enrolled | # of promoted | Promotion Rate - 2020 |
|----------------------------------|---------|-----|---------------|---------------|-----------------------|---------------|---------------|-----------------------|---------------|---------------|-----------------------|
| Church (Government Assisted)     | Malampa | F   | 1254          | 948           | 76%                   | 1308          | 1014          | 78%                   | 1332          | 969           | 73%                   |
|                                  |         | M   | 1466          | 1010          | 69%                   | 1448          | 1013          | 70%                   | 1477          | 996           | 67%                   |
|                                  | Penama  | F   | 1444          | 1012          | 70%                   | 1257          | 926           | 74%                   | 1322          | 899           | 68%                   |
|                                  |         | M   | 1585          | 1046          | 66%                   | 1397          | 949           | 68%                   | 1430          | 897           | 63%                   |
|                                  | Sanma   | F   | 1888          | 1500          | 79%                   | 1950          | 1546          | 79%                   | 1996          | 1326          | 66%                   |
|                                  |         | M   | 2122          | 1608          | 76%                   | 2265          | 1709          | 75%                   | 2225          | 1466          | 66%                   |
|                                  | Shefa   | F   | 1592          | 1333          | 84%                   | 1718          | 1524          | 89%                   | 1796          | 1434          | 80%                   |
|                                  |         | M   | 1690          | 1353          | 80%                   | 1802          | 1573          | 87%                   | 1916          | 1459          | 76%                   |
|                                  | Tafea   | F   | 1425          | 995           | 70%                   | 1559          | 1185          | 76%                   | 1583          | 1048          | 66%                   |
|                                  |         | M   | 1632          | 1118          | 69%                   | 1722          | 1272          | 74%                   | 1682          | 1027          | 61%                   |
| Torba                            | F       | 375 | 318           | 85%           | 377                   | 275           | 73%           | 382                   | 297           | 78%           |                       |
|                                  | M       | 377 | 287           | 76%           | 344                   | 259           | 75%           | 363                   | 269           | 74%           |                       |
| Church (Not Government Assisted) | Malampa | F   | N/A           | N/A           | N/A                   | 23            | 23            | 100%                  | 18            | 1             | 6%                    |
|                                  |         | M   | N/A           | N/A           | N/A                   | 33            | 33            | 100%                  | 27            | 1             | 4%                    |
|                                  | Sanma   | F   | 21            | 1             | 5%                    | 32            | 23            | 72%                   | 49            | 22            | 45%                   |
|                                  |         | M   | 35            | 0             | 0%                    | 54            | 40            | 74%                   | 68            | 43            | 63%                   |
|                                  | Shefa   | F   | 62            | 62            | 100%                  | 88            | 71            | 81%                   | 94            | 82            | 87%                   |
| M                                |         | 50  | 50            | 100%          | 88                    | 70            | 80%           | 97                    | 81            | 84%           |                       |
| Government of Vanuatu            | Malampa | F   | 2617          | 2185          | 83%                   | 2677          | 2376          | 89%                   | 2708          | 2399          | 89%                   |
|                                  |         | M   | 2909          | 2372          | 82%                   | 2996          | 2561          | 85%                   | 2992          | 2538          | 85%                   |
|                                  | Penama  | F   | 1817          | 1257          | 69%                   | 1569          | 1129          | 72%                   | 1723          | 1402          | 81%                   |
|                                  |         | M   | 2008          | 1302          | 65%                   | 1696          | 1206          | 71%                   | 1890          | 1425          | 75%                   |
|                                  | Sanma   | F   | 3282          | 2810          | 86%                   | 3757          | 3272          | 87%                   | 3785          | 3150          | 83%                   |
|                                  |         | M   | 3658          | 3010          | 82%                   | 4094          | 3476          | 85%                   | 4053          | 3243          | 80%                   |
|                                  | Shefa   | F   | 4503          | 3768          | 84%                   | 4669          | 4081          | 87%                   | 4826          | 4083          | 85%                   |
|                                  |         | M   | 5134          | 4096          | 80%                   | 5310          | 4496          | 85%                   | 5336          | 4289          | 80%                   |
|                                  | Tafea   | F   | 3006          | 2304          | 77%                   | 3205          | 2637          | 82%                   | 3326          | 2573          | 77%                   |
|                                  |         | M   | 3835          | 2874          | 75%                   | 3960          | 3199          | 81%                   | 4000          | 2930          | 73%                   |
| Torba                            | F       | 636 | 484           | 76%           | 689                   | 549           | 80%           | 667                   | 440           | 66%           |                       |
|                                  | M       | 631 | 442           | 70%           | 660                   | 522           | 79%           | 635                   | 384           | 60%           |                       |
| Private                          | Sanma   | F   | N/A           | N/A           | N/A                   | N/A           | N/A           | N/A                   | 54            | 25            | 46%                   |
|                                  |         | M   | 1             | 1             | 100%                  | N/A           | N/A           | N/A                   | 44            | 17            | 39%                   |
|                                  | Shefa   | F   | 404           | 339           | 84%                   | 626           | 502           | 80%                   | 1094          | 946           | 86%                   |
|                                  |         | M   | 436           | 355           | 81%                   | 678           | 534           | 79%                   | 1217          | 1024          | 84%                   |
|                                  | Tafea   | F   | 77            | 24            | 31%                   | 23            | 23            | 100%                  | 28            | 20            | 71%                   |
|                                  |         | M   | 98            | 39            | 40%                   | 27            | 24            | 89%                   | 33            | 28            | 85%                   |