

**1.3.10. Age distribution, by sex, education authority, language of instruction and province – 2018, 2019, 2020**

The age profile with respect to the education at the right age in secondary education at education authority level has both increasing and decreasing trends across the types of education authorities, language of instruction and gender. While the difference between the languages of instruction is minor in all education authorities, except private schools where schools teach in French have lower rate of students enrolled in secondary education at the right age.

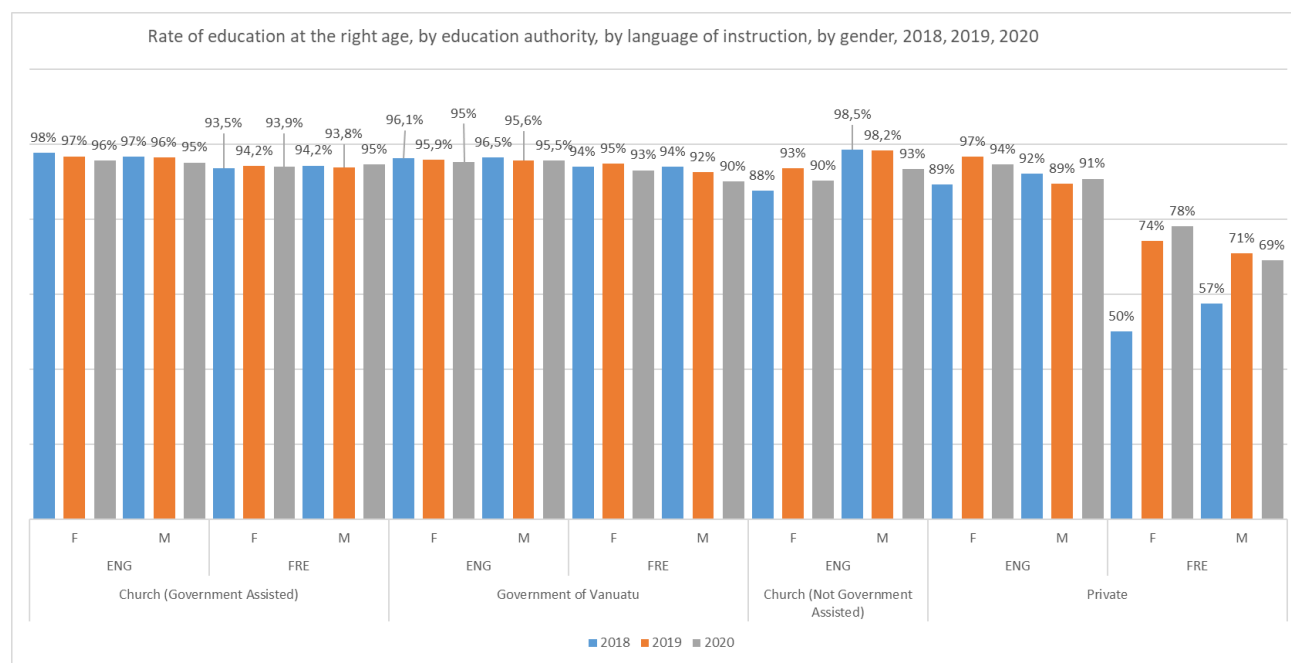


Chart 1.3.10 a

The rate of education at the right age within secondary education by two main education authorities, Government assisted Churches and Government of Vanuatu, language of instruction and gender at province level has changing trends as well. The highest improvement is recorded within the Government of Vanuatu as education authority for females enrolled in schools teaching in French in Torba and Government assisted Churches for females enrolled in schools teaching in French in Malampa. The highest decline is recorded within females enrolled in schools teaching in French governed by the Government of Vanuatu in Penama province.

Rate of education at the right age, by two main education authorities, Government assisted Churches and Government of Vanuatu, by language of instruction, by gender, 2018, 2019, 2020

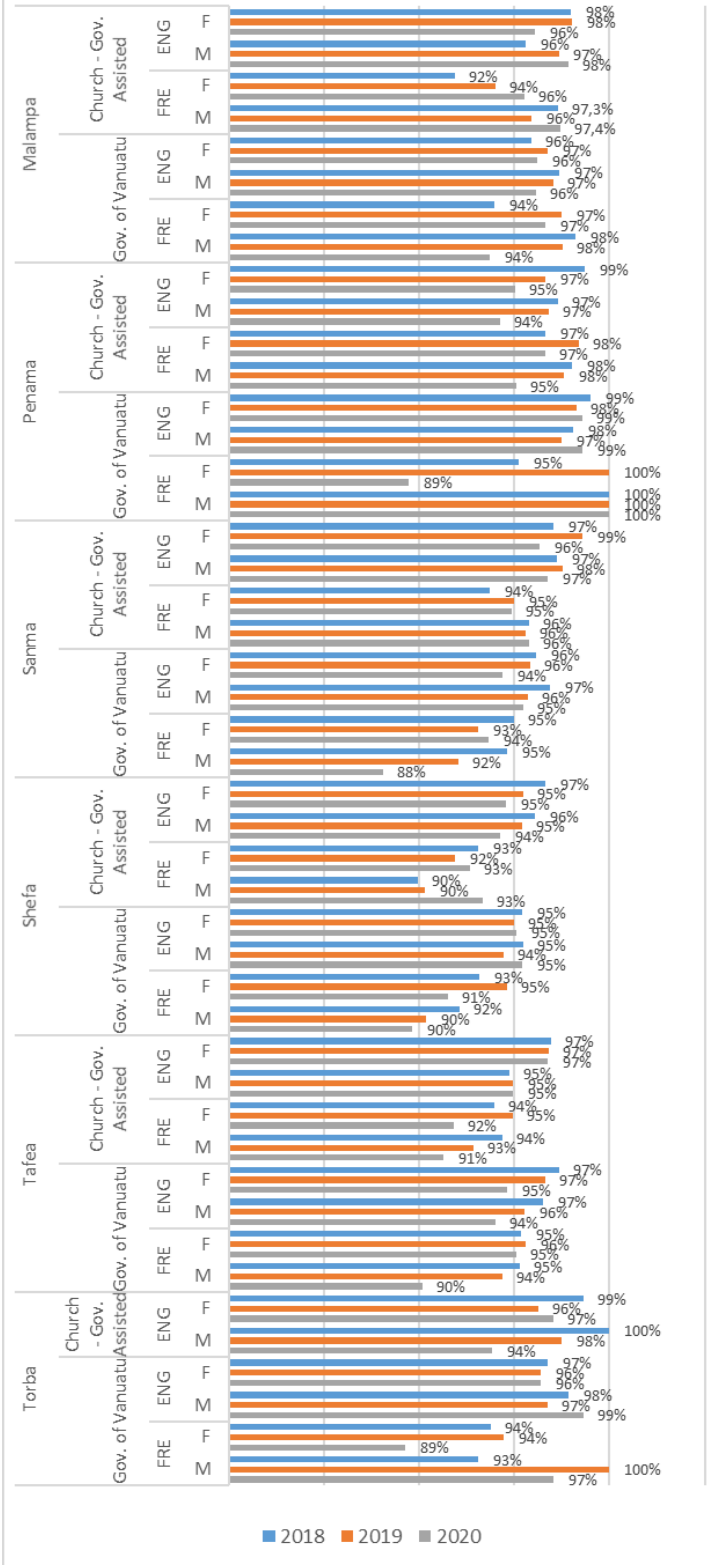


Chart 1.3.10 b

Changing trends in the rate of education at the right age in secondary education is valid for private schools and those governed by Churches that are not assisted by the Government. High changes in the rates are affected by the low enrollment figures as well. Please see both chart - XX and the table - AA for examining the enrollment figures

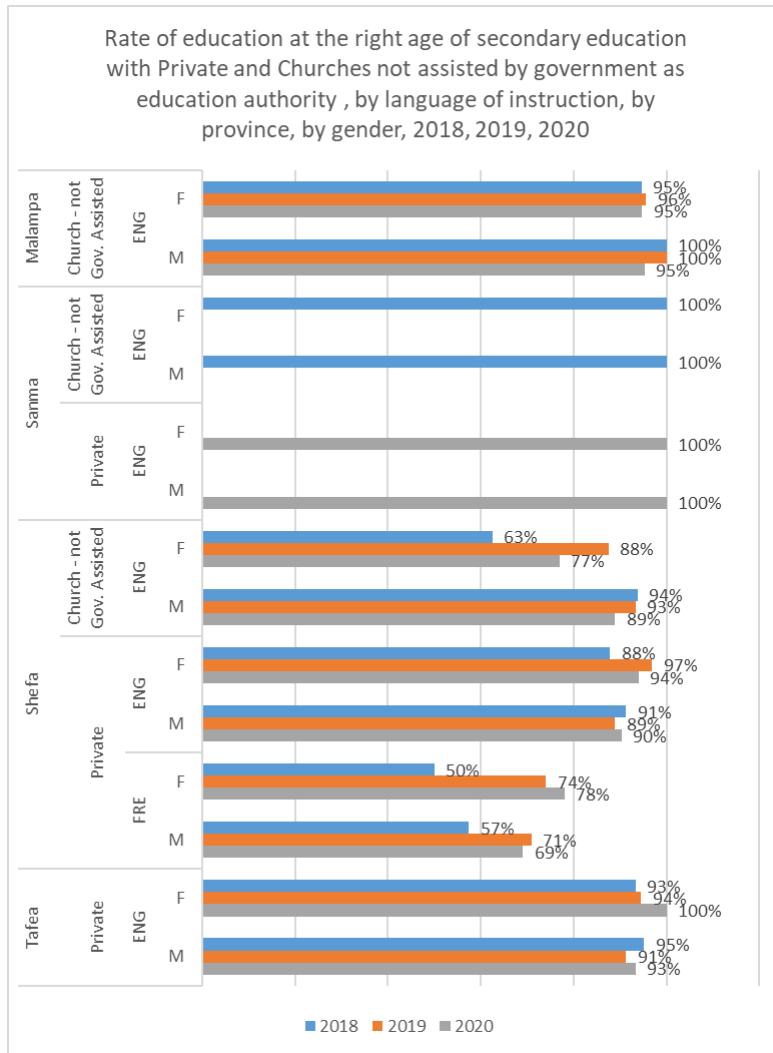


Chart 1.3.10 c

		<u>Malampa</u>		<u>Sanma</u>		<u>Private</u>		<u>Shefa</u>		<u>Private</u>		<u>FRE</u>		<u>Tafea</u>	
		<u>Church - not Gov. Assisted</u>		<u>Church - not Gov. Assisted</u>				<u>Church - not Gov. Assisted</u>		<u>Private</u>				<u>Private</u>	
		<u>ENG</u>		<u>ENG</u>		<u>ENG</u>		<u>ENG</u>		<u>ENG</u>		<u>FRE</u>		<u>ENG</u>	
		<u>F</u>	<u>M</u>	<u>F</u>	<u>M</u>	<u>F</u>	<u>M</u>	<u>F</u>	<u>M</u>	<u>F</u>	<u>M</u>	<u>F</u>	<u>M</u>	<u>F</u>	<u>M</u>
<b>2018</b>	<b><u>Age between 12 and 19</u></b>	<b><u>35</u></b>	<b><u>39</u></b>	<b><u>11</u></b>	<b><u>11</u></b>	<b><u>N/A</u></b>	<b><u>N/A</u></b>	<b><u>10</u></b>	<b><u>15</u></b>	<b><u>79</u></b>	<b><u>137</u></b>	<b><u>29</u></b>	<b><u>35</u></b>	<b><u>28</u></b>	<b><u>39</u></b>
	<b><u>Age either less than 12 or higher than 19</u></b>	<b><u>2</u></b>	<b><u>0</u></b>	<b><u>0</u></b>	<b><u>0</u></b>	<b><u>N/A</u></b>	<b><u>N/A</u></b>	<b><u>6</u></b>	<b><u>1</u></b>	<b><u>11</u></b>	<b><u>13</u></b>	<b><u>29</u></b>	<b><u>26</u></b>	<b><u>2</u></b>	<b><u>2</u></b>
	<b><u>Rate of education at the right age</u></b>	<b><u>94,6%</u></b>	<b><u>100%</u></b>	<b><u>100%</u></b>	<b><u>100%</u></b>	<b><u>N/A</u></b>	<b><u>N/A</u></b>	<b><u>63%</u></b>	<b><u>94%</u></b>	<b><u>88%</u></b>	<b><u>91%</u></b>	<b><u>50%</u></b>	<b><u>57%</u></b>	<b><u>93%</u></b>	<b><u>95%</u></b>
<b>2019</b>	<b><u>Age between 12 and 19</u></b>	<b><u>43</u></b>	<b><u>41</u></b>	<b><u>N/A</u></b>	<b><u>N/A</u></b>	<b><u>N/A</u></b>	<b><u>N/A</u></b>	<b><u>14</u></b>	<b><u>14</u></b>	<b><u>191</u></b>	<b><u>208</u></b>	<b><u>100</u></b>	<b><u>90</u></b>	<b><u>34</u></b>	<b><u>63</u></b>

	<b><u>Age either less than 12 or higher than 19</u></b>	<b><u>2</u></b>	<b><u>0</u></b>	<b><u>N/A</u></b>	<b><u>N/A</u></b>	<b><u>N/A</u></b>	<b><u>N/A</u></b>	<b><u>2</u></b>	<b><u>1</u></b>	<b><u>6</u></b>	<b><u>26</u></b>	<b><u>35</u></b>	<b><u>37</u></b>	<b><u>2</u></b>	<b><u>6</u></b>
	<b><u>Rate of education at the right age</u></b>	<b><u>96%</u></b>	<b><u>100%</u></b>	<b><u>N/A</u></b>	<b><u>N/A</u></b>	<b><u>N/A</u></b>	<b><u>N/A</u></b>	<b><u>88%</u></b>	<b><u>93%</u></b>	<b><u>97%</u></b>	<b><u>89%</u></b>	<b><u>74%</u></b>	<b><u>71%</u></b>	<b><u>94%</u></b>	<b><u>91%</u></b>
<b><u>2020</u></b>	<b><u>Age between 12 and 19</u></b>	<b><u>36</u></b>	<b><u>40</u></b>	<b><u>N/A</u></b>	<b><u>N/A</u></b>	<b><u>1</u></b>	<b><u>3</u></b>	<b><u>10</u></b>	<b><u>16</u></b>	<b><u>485</u></b>	<b><u>494</u></b>	<b><u>103</u></b>	<b><u>87</u></b>	<b><u>44</u></b>	<b><u>70</u></b>
	<b><u>Age either less than 12 or higher than 19</u></b>	<b><u>2</u></b>	<b><u>2</u></b>	<b><u>N/A</u></b>	<b><u>N/A</u></b>	<b><u>0</u></b>	<b><u>0</u></b>	<b><u>3</u></b>	<b><u>2</u></b>	<b><u>31</u></b>	<b><u>53</u></b>	<b><u>29</u></b>	<b><u>39</u></b>	<b><u>0</u></b>	<b><u>5</u></b>
	<b><u>Rate of education at the right age</u></b>	<b><u>94,7%</u></b>	<b><u>95%</u></b>	<b><u>N/A</u></b>	<b><u>N/A</u></b>	<b><u>100%</u></b>	<b><u>100%</u></b>	<b><u>77%</u></b>	<b><u>89%</u></b>	<b><u>94%</u></b>	<b><u>90%</u></b>	<b><u>78%</u></b>	<b><u>69%</u></b>	<b><u>100%</u></b>	<b><u>93%</u></b>