

**1.3.14. Secondary education repetition rates, by province, sex, education authority and Year level - 2018, 2019, 2020**

Secondary education repetition rates had a steady increase from 2018 to 2020 at country level for each year level and for both genders (see chart - 1.314 a)

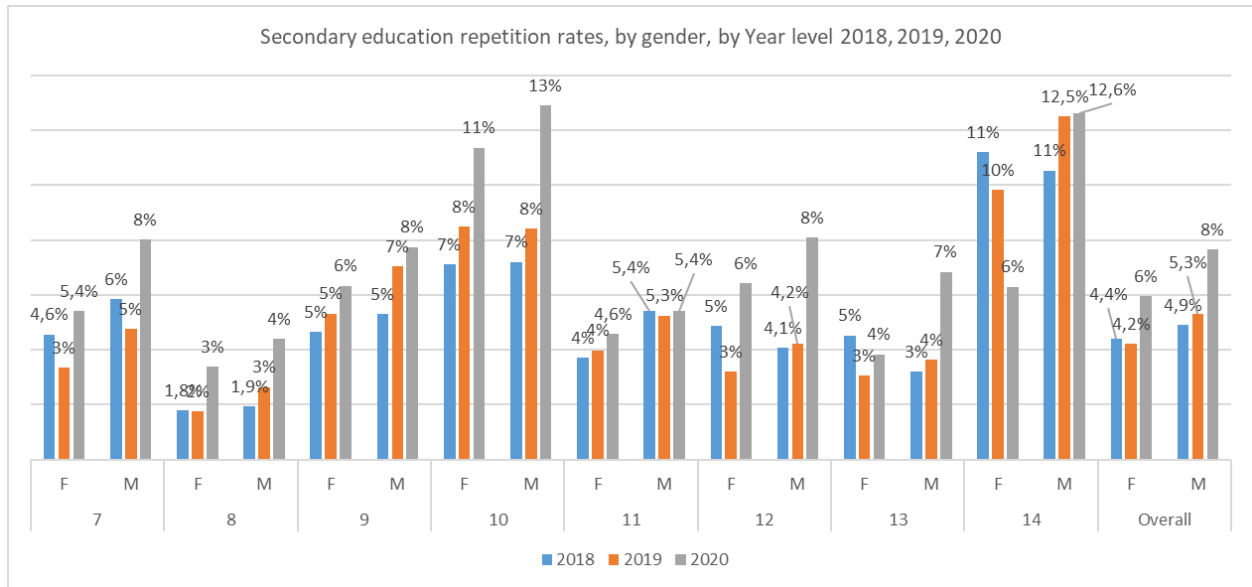


chart 1.3.14 a

The increasing trend observed for each year level at the country level is not valid for all education authorities and genders, for which both the direction of the trend and the size of the changes in the rates differ (see chart – 1.3.14b for year level 7 to 10 and chart -1.3.14c for year level 11 to 14). It is worth noting that high changes in the rates are due to the low enrollment figures, especially for following education authorities; Churches (not government assisted) and private. Table below can be seen for enrollment and repetition figures and the rates.

Secondary education repetition rates with education authority as Government assisted Churches, by gender, by province, by Year level 7, 8 and 9, 2018, 2019, 2020

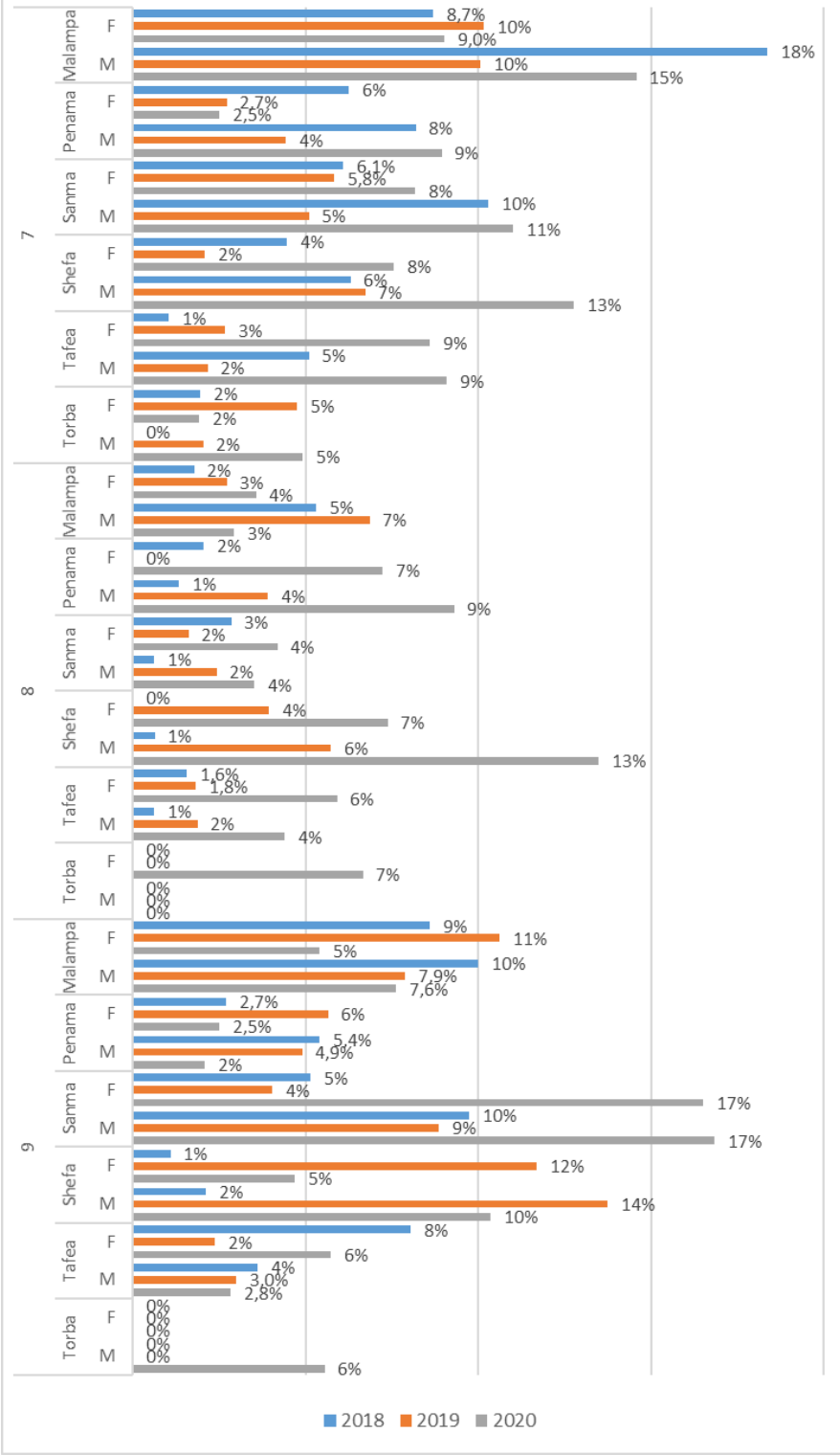


chart 1.3.14 b

Secondary education repetition rates with education authority as Government assisted Churches, by gender, by province, by Year level 10 to 14, 2018, 2019, 2020

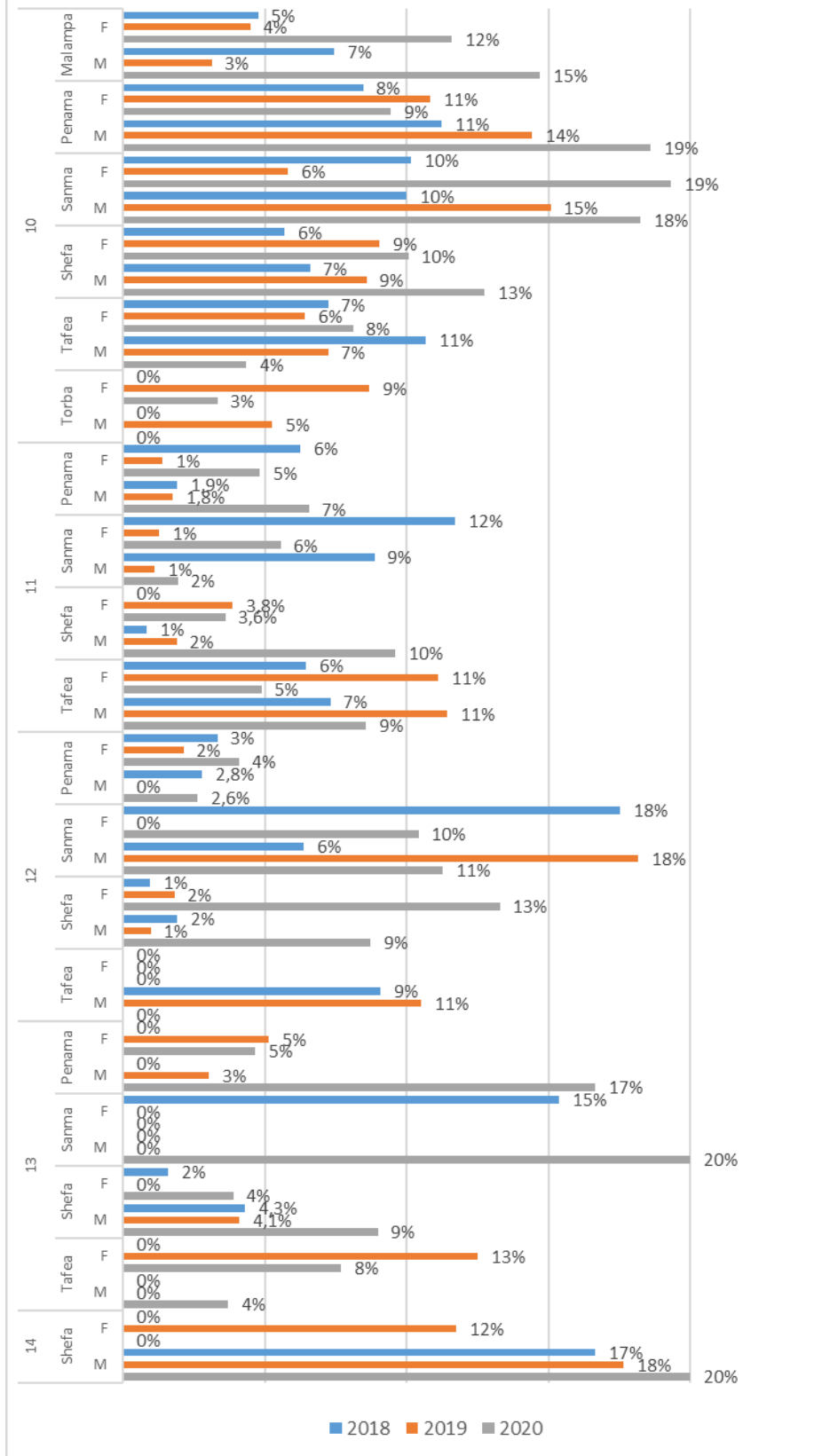


chart 1.3.14 c

Secondary education repetition rates in year level 7 increased in all provinces and sex with following exceptions; males enrolled in schools governed by Government assisted Churches in Malampa, females in Penama, and both females and males enrolled in schools governed by Government of Vanuatu in Malampa and females in Shefa province.

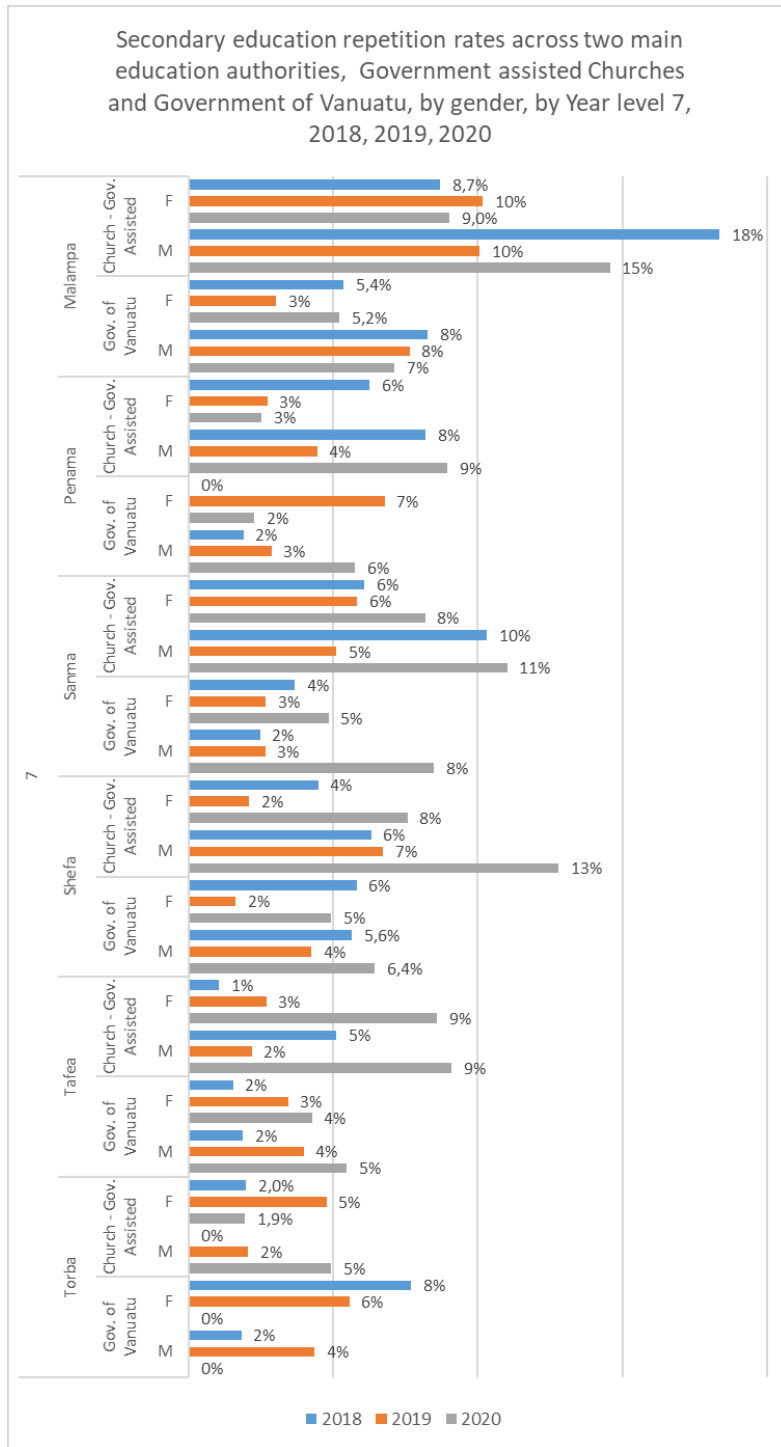


chart 1.3.14 d

Secondary education repetition rates in year level 8 increased in all provinces and sex with following exceptions; males enrolled in schools governed by Government assisted Churches in Malampa and both females and males enrolled in schools governed by Government of Vanuatu in Shefa, females in Sanma and in Torba province.

Secondary education repetition rates across two main education authorities, Government assisted Churches and Government of Vanuatu, by gender, by Year level 8, 2018, 2019, 2020

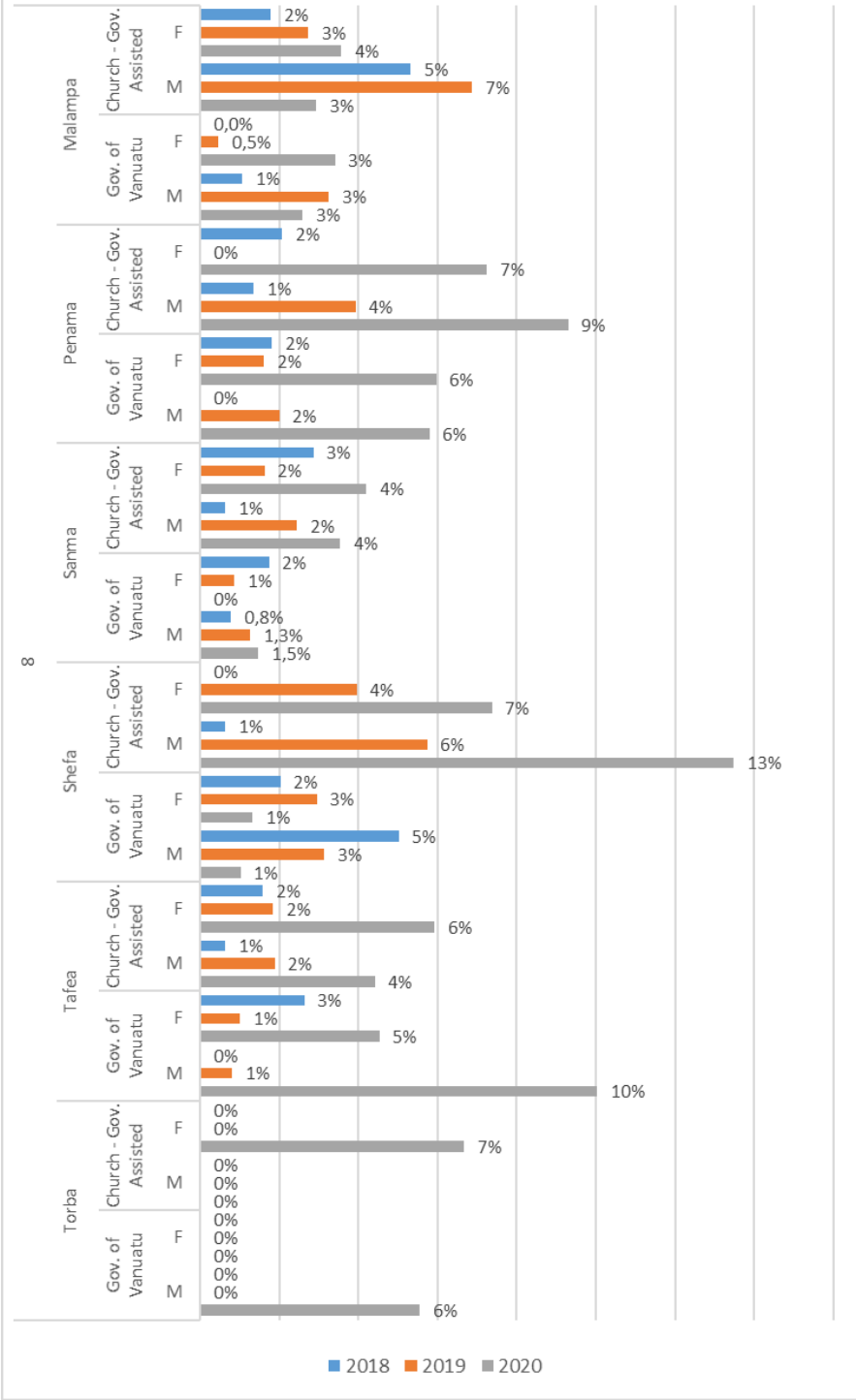


chart 1.3.14 e

Secondary education repetition rates in year level 9 increased in all provinces and sex with following exceptions; both females and males enrolled in schools governed by Government assisted Churches in Malampa, Penama and Tafea, females in Torba and both females and males enrolled in schools governed by Government of Vanuatu in Malampa and Torba, females in Penama, males in Tafea.

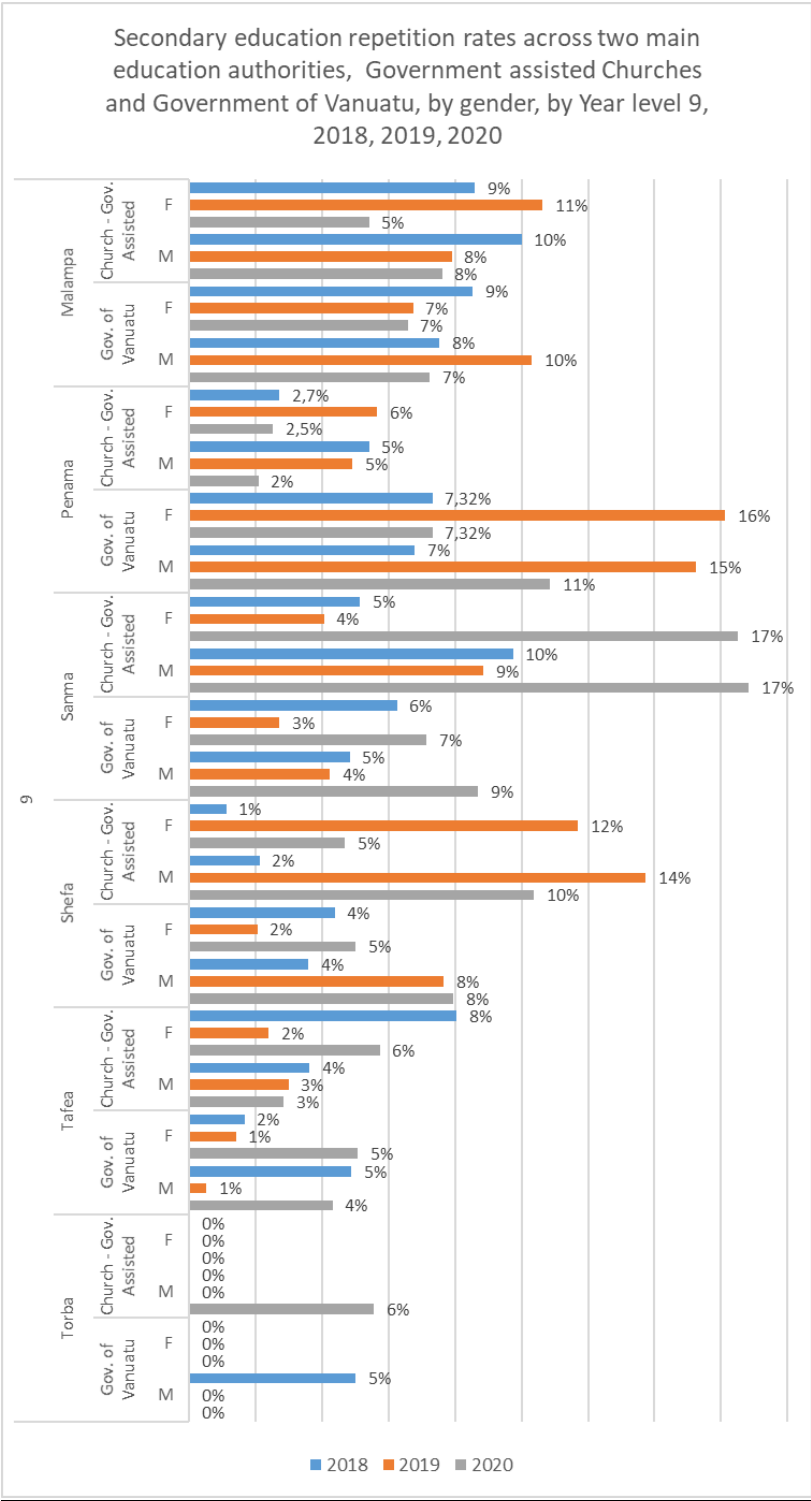


chart 1.3.14 f

Secondary education repetition rates in year level 10 increased in all provinces and sex with comparably a smaller number of exceptions; males in Tafea and females in Torba enrolled in schools governed by Government assisted Churches, females enrolled in schools governed by Government of Vanuatu in Penama.

Secondary education repetition rates across two main education authorities, Government assisted Churches and Government of Vanuatu, by gender, by Year level 10, 2018, 2019, 2020

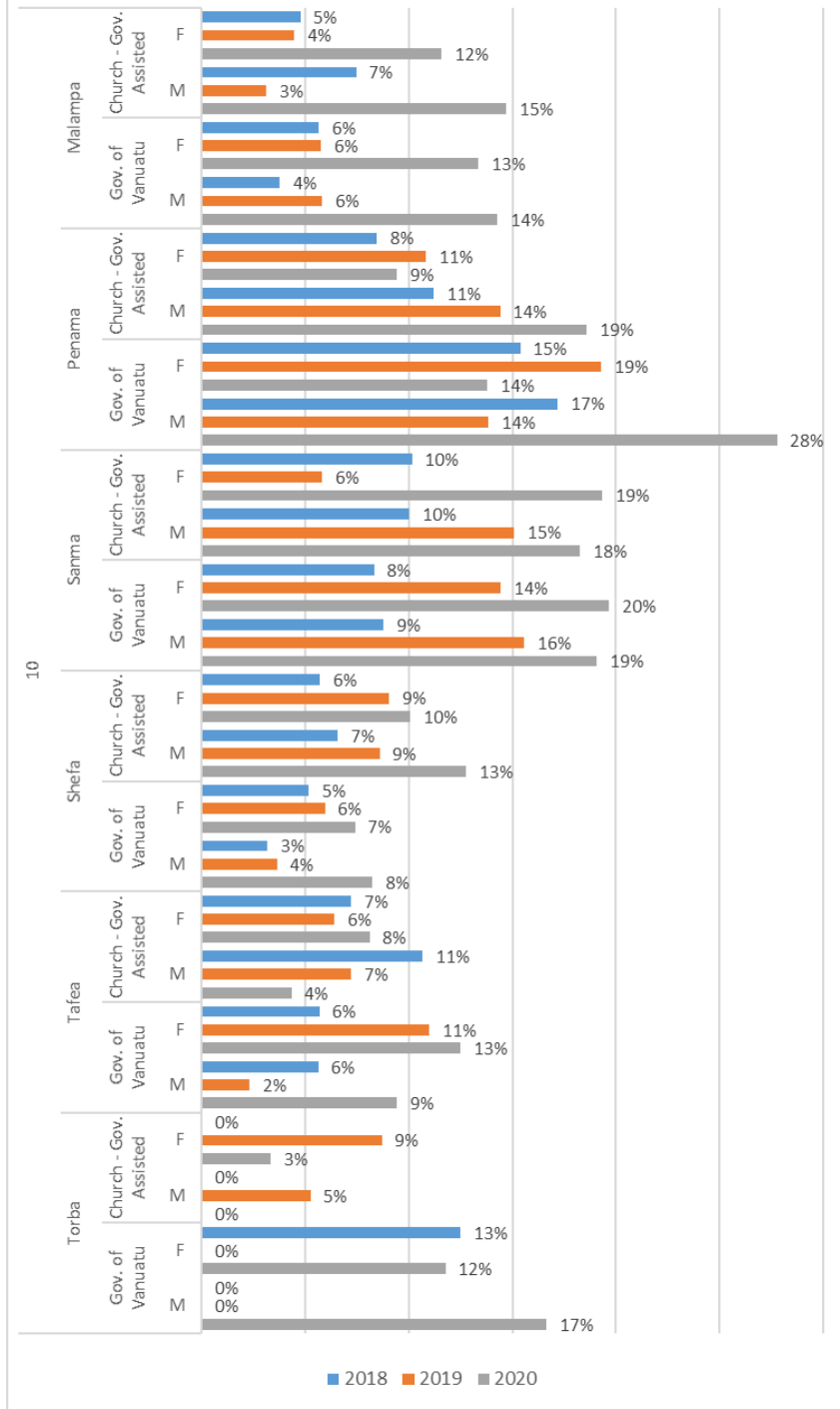


chart 1.3.14 g

Secondary education repetition rates in year level 11 increased in all provinces and sex with following exceptions; both females and males in Sanma, females in Penama and Tafea, who are enrolled in schools governed by Government assisted Churches, females in Torba, males in Shefa and Tafea enrolled in schools governed by Government of Vanuatu.

Secondary education repetition rates across two main education authorities, Government assisted Churches and Government of Vanuatu, by gender, by Year level 11, 2018, 2019, 2020

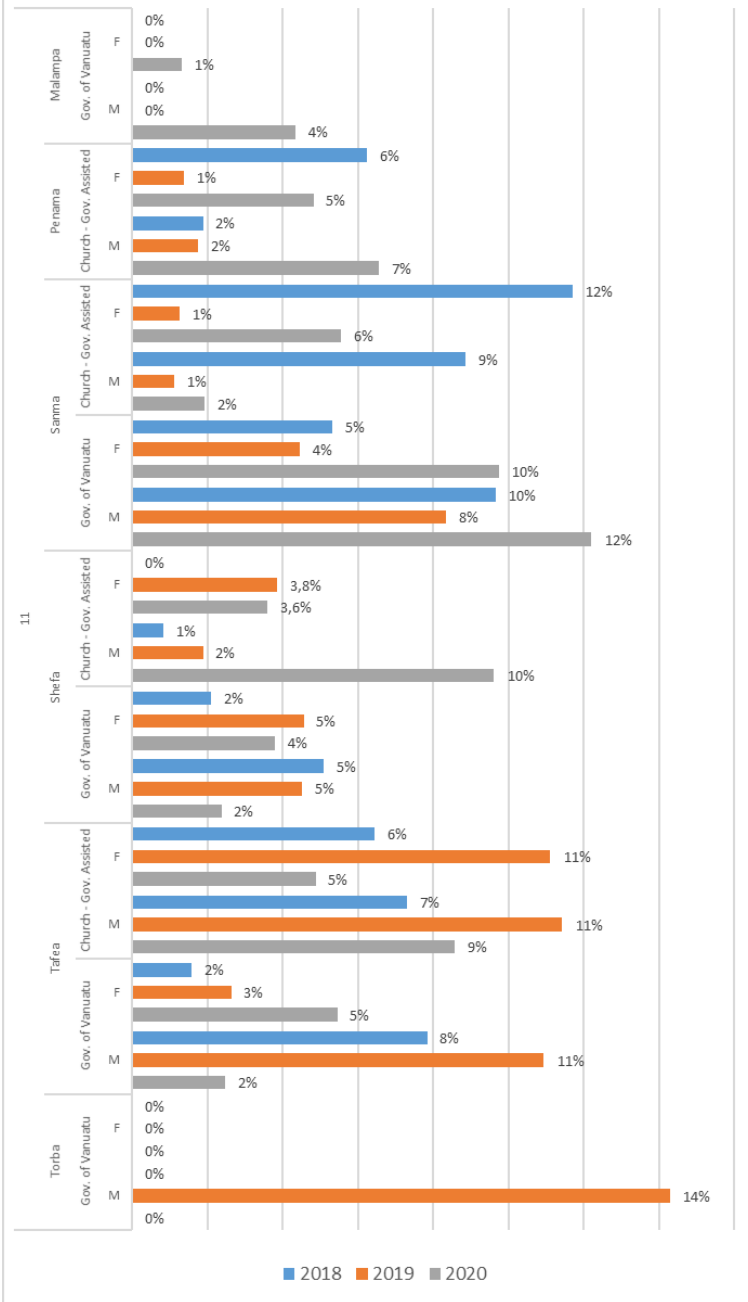


chart 1.3.14 h

Secondary education repetition rates in year level 12 increased in all provinces and sex with following exceptions; both females and males in Tafea, females in Penama and Sanma, who are enrolled in schools governed by Government assisted Churches, females in Malampa and Tafea, both females and males in Torba, who are enrolled in schools governed by Government of Vanuatu. The rates in year level 13 at province level increased with exceptions, for which please see chart – 1.314 j below.



Secondary education repetition rates across two main education authorities, Government assisted Churches and Government of Vanuatu, by gender, by Year level 13 and 14, 2018, 2019, 2020

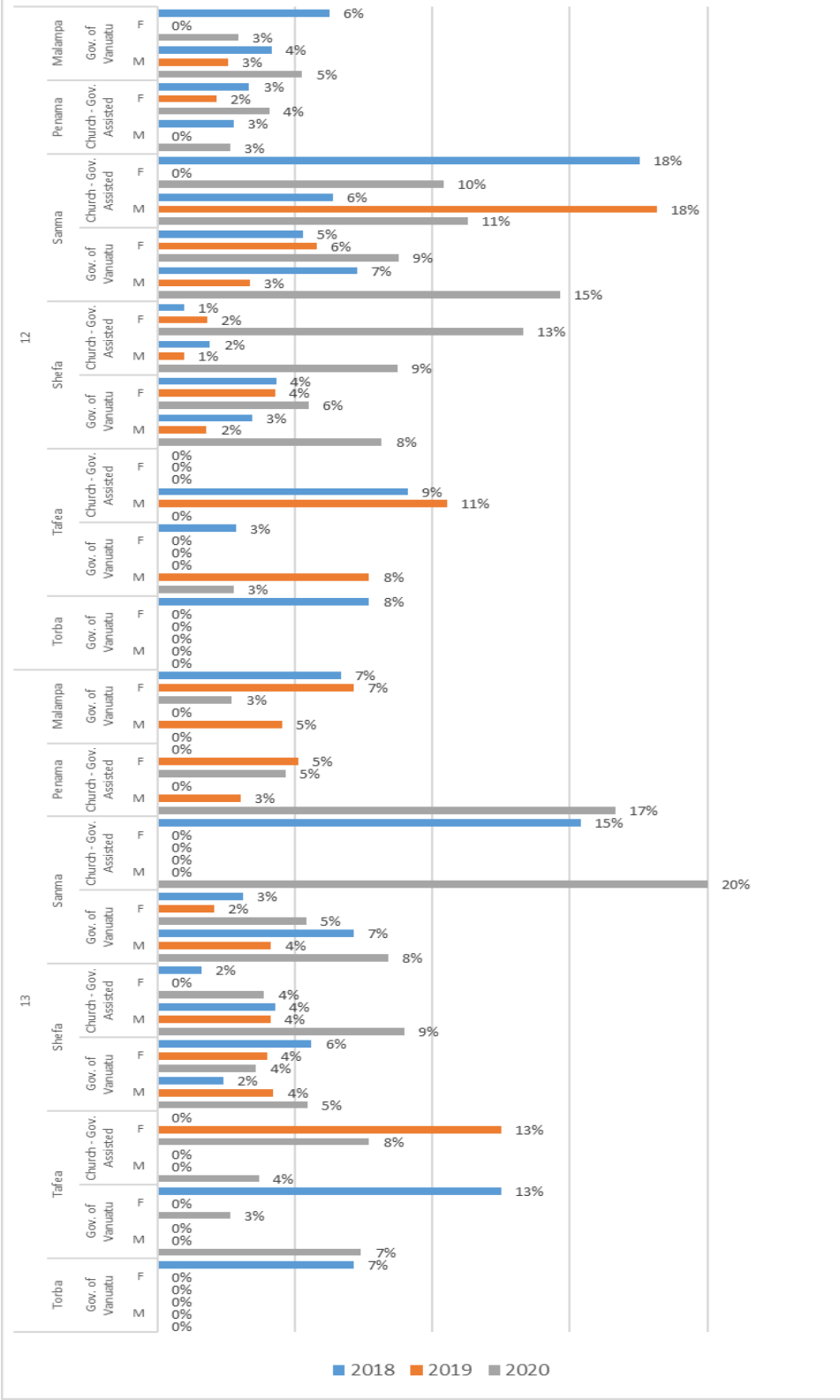


chart 1.3.14 i

Secondary education repetition rates with education authority as not Government assisted Churches and Private, by gender, by province, by Year level, 2018, 2019, 2020

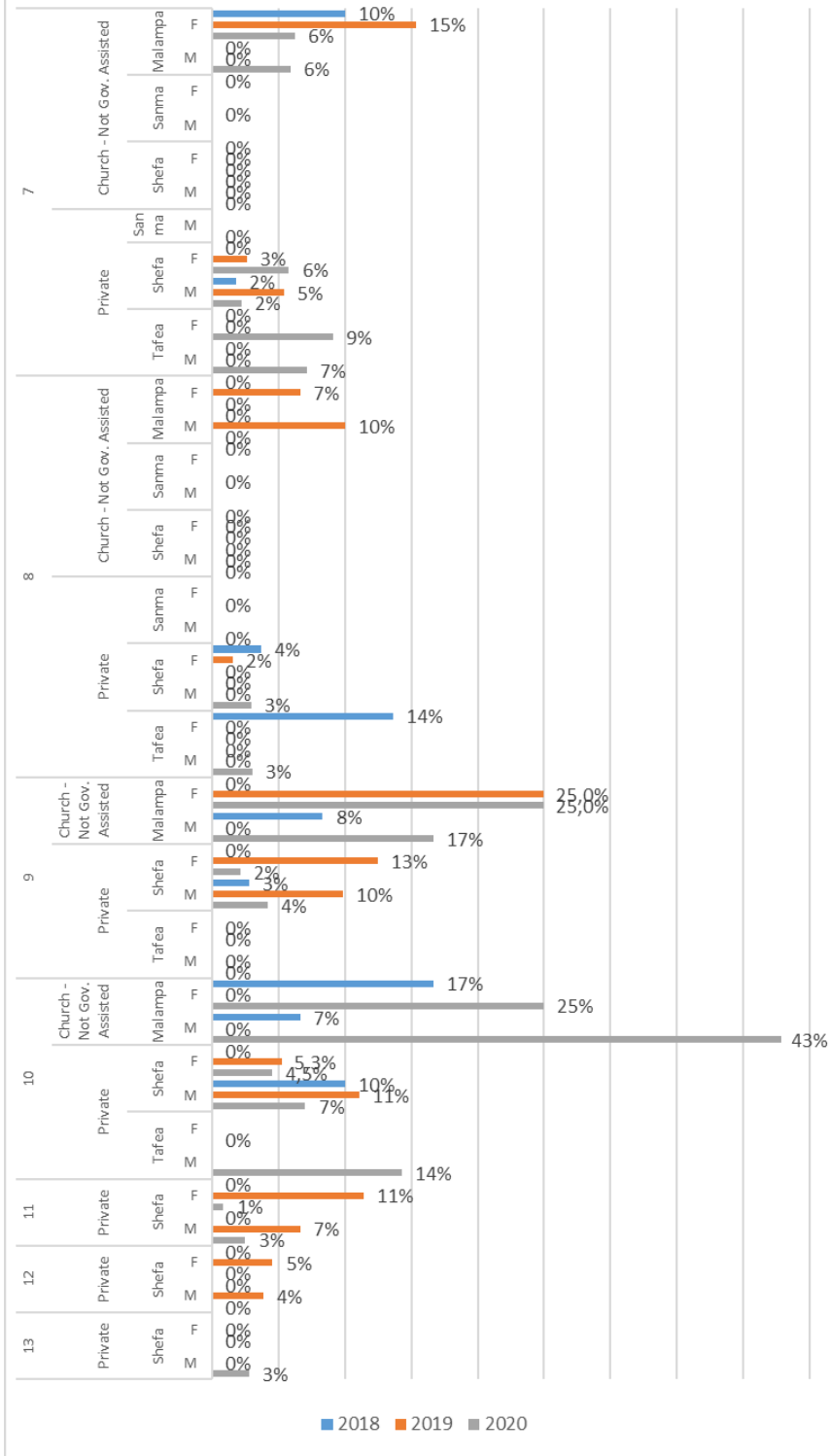


chart 1.3.14 j

<u>SchoolClass</u>	<u>auth</u>	<u>dName</u>	<u>Sex</u>	<u># of enrolled</u>	<u># of repeated</u>	<u>repetition rate - 2018</u>	<u># of enrolled</u>	<u># of repeated</u>	<u>repetition rate - 2019</u>	<u># of enrolled</u>	<u># of repeated</u>	<u>repetition rate - 2020</u>	
7	<u>Church - Not Gov. Assisted</u>	<u>Malampa</u>	<u>F</u>	<u>10</u>	<u>1</u>	<u>10%</u>	<u>13</u>	<u>2</u>	<u>15%</u>	<u>16</u>	<u>1</u>	<u>6%</u>	
			<u>M</u>	<u>5</u>	<u>0</u>	<u>0%</u>	<u>15</u>	<u>0</u>	<u>0%</u>	<u>17</u>	<u>1</u>	<u>6%</u>	
		<u>Sanma</u>	<u>F</u>	<u>5</u>	<u>0</u>	<u>0%</u>	<u>N/A</u>	<u>N/A</u>	<u>N/A</u>	<u>N/A</u>	<u>N/A</u>	<u>N/A</u>	<u>N/A</u>
			<u>M</u>	<u>2</u>	<u>0</u>	<u>0%</u>	<u>N/A</u>	<u>N/A</u>	<u>N/A</u>	<u>N/A</u>	<u>N/A</u>	<u>N/A</u>	<u>N/A</u>
		<u>Shefa</u>	<u>F</u>	<u>9</u>	<u>0</u>	<u>0%</u>	<u>7</u>	<u>0</u>	<u>0%</u>	<u>8</u>	<u>0</u>	<u>0%</u>	
			<u>M</u>	<u>6</u>	<u>0</u>	<u>0%</u>	<u>9</u>	<u>0</u>	<u>0%</u>	<u>7</u>	<u>0</u>	<u>0%</u>	
	<u>Private</u>	<u>Sanma</u>	<u>M</u>	<u>N/A</u>	<u>N/A</u>	<u>N/A</u>	<u>N/A</u>	<u>N/A</u>	<u>N/A</u>	<u>1</u>	<u>0</u>	<u>0%</u>	
			<u>F</u>	<u>49</u>	<u>0</u>	<u>0%</u>	<u>77</u>	<u>2</u>	<u>3%</u>	<u>121</u>	<u>7</u>	<u>6%</u>	
		<u>Shefa</u>	<u>M</u>	<u>56</u>	<u>1</u>	<u>2%</u>	<u>74</u>	<u>4</u>	<u>5%</u>	<u>137</u>	<u>3</u>	<u>2%</u>	
			<u>F</u>	<u>8</u>	<u>0</u>	<u>0%</u>	<u>17</u>	<u>0</u>	<u>0%</u>	<u>11</u>	<u>1</u>	<u>9%</u>	
		<u>Tafea</u>	<u>M</u>	<u>21</u>	<u>0</u>	<u>0%</u>	<u>34</u>	<u>0</u>	<u>0%</u>	<u>14</u>	<u>1</u>	<u>7%</u>	

<b>8</b>	<b><u>Church - Not Gov. Assisted</u></b>	<b><u>Malampa</u></b>	<b><u>F</u></b>	<b><u>8</u></b>	<b><u>0</u></b>	<b><u>0%</u></b>	<b><u>15</u></b>	<b><u>1</u></b>	<b><u>7%</u></b>	<b><u>10</u></b>	<b><u>0</u></b>	<b><u>0%</u></b>	
			<b><u>M</u></b>	<b><u>7</u></b>	<b><u>0</u></b>	<b><u>0%</u></b>	<b><u>10</u></b>	<b><u>1</u></b>	<b><u>10%</u></b>	<b><u>12</u></b>	<b><u>0</u></b>	<b><u>0%</u></b>	
		<b><u>Sanma</u></b>	<b><u>F</u></b>	<b><u>6</u></b>	<b><u>0</u></b>	<b><u>0%</u></b>	<b><u>N/A</u></b>	<b><u>N/A</u></b>	<b><u>N/A</u></b>	<b><u>N/A</u></b>	<b><u>N/A</u></b>	<b><u>N/A</u></b>	<b><u>N/A</u></b>
			<b><u>M</u></b>	<b><u>9</u></b>	<b><u>0</u></b>	<b><u>0%</u></b>	<b><u>N/A</u></b>	<b><u>N/A</u></b>	<b><u>N/A</u></b>	<b><u>N/A</u></b>	<b><u>N/A</u></b>	<b><u>N/A</u></b>	<b><u>N/A</u></b>
		<b><u>Shefa</u></b>	<b><u>F</u></b>	<b><u>7</u></b>	<b><u>0</u></b>	<b><u>0%</u></b>	<b><u>9</u></b>	<b><u>0</u></b>	<b><u>0%</u></b>	<b><u>5</u></b>	<b><u>0</u></b>	<b><u>0%</u></b>	
			<b><u>M</u></b>	<b><u>10</u></b>	<b><u>0</u></b>	<b><u>0%</u></b>	<b><u>6</u></b>	<b><u>0</u></b>	<b><u>0%</u></b>	<b><u>11</u></b>	<b><u>0</u></b>	<b><u>0%</u></b>	
	<b><u>Private</u></b>	<b><u>Sanma</u></b>	<b><u>F</u></b>	<b><u>N/A</u></b>	<b><u>N/A</u></b>	<b><u>N/A</u></b>	<b><u>N/A</u></b>	<b><u>N/A</u></b>	<b><u>N/A</u></b>	<b><u>1</u></b>	<b><u>0</u></b>	<b><u>0%</u></b>	
			<b><u>M</u></b>	<b><u>N/A</u></b>	<b><u>N/A</u></b>	<b><u>N/A</u></b>	<b><u>N/A</u></b>	<b><u>N/A</u></b>	<b><u>N/A</u></b>	<b><u>2</u></b>	<b><u>0</u></b>	<b><u>0%</u></b>	
		<b><u>Shefa</u></b>	<b><u>F</u></b>	<b><u>54</u></b>	<b><u>2</u></b>	<b><u>4%</u></b>	<b><u>64</u></b>	<b><u>1</u></b>	<b><u>2%</u></b>	<b><u>98</u></b>	<b><u>0</u></b>	<b><u>0%</u></b>	
			<b><u>M</u></b>	<b><u>58</u></b>	<b><u>0</u></b>	<b><u>0%</u></b>	<b><u>65</u></b>	<b><u>0</u></b>	<b><u>0%</u></b>	<b><u>101</u></b>	<b><u>3</u></b>	<b><u>3%</u></b>	
		<b><u>Tafea</u></b>	<b><u>F</u></b>	<b><u>22</u></b>	<b><u>3</u></b>	<b><u>14%</u></b>	<b><u>10</u></b>	<b><u>0</u></b>	<b><u>0%</u></b>	<b><u>17</u></b>	<b><u>0</u></b>	<b><u>0%</u></b>	
			<b><u>M</u></b>	<b><u>20</u></b>	<b><u>0</u></b>	<b><u>0%</u></b>	<b><u>22</u></b>	<b><u>0</u></b>	<b><u>0%</u></b>	<b><u>33</u></b>	<b><u>1</u></b>	<b><u>3%</u></b>	
	<b>9</b>	<b><u>Church - Not Gov.</u></b>	<b><u>Malampa</u></b>	<b><u>F</u></b>	<b><u>7</u></b>	<b><u>0</u></b>	<b><u>0%</u></b>	<b><u>8</u></b>	<b><u>2</u></b>	<b><u>25.0%</u></b>	<b><u>8</u></b>	<b><u>2</u></b>	<b><u>25.0%</u></b>

	<b>Assisted</b>		<b>M</b>	<b>12</b>	<b>1</b>	<b>8%</b>	<b>4</b>	<b>0</b>	<b>0%</b>	<b>6</b>	<b>1</b>	<b>17%</b>
	<b>Private</b>	<b>Shefa</b>	<b>F</b>	<b>24</b>	<b>0</b>	<b>0%</b>	<b>64</b>	<b>8</b>	<b>13%</b>	<b>95</b>	<b>2</b>	<b>2%</b>
			<b>M</b>	<b>36</b>	<b>1</b>	<b>3%</b>	<b>71</b>	<b>7</b>	<b>10%</b>	<b>95</b>	<b>4</b>	<b>4%</b>
		<b>Tafea</b>	<b>F</b>	<b>N/A</b>	<b>N/A</b>	<b>N/A</b>	<b>9</b>	<b>0</b>	<b>0%</b>	<b>10</b>	<b>0</b>	<b>0%</b>
			<b>M</b>	<b>N/A</b>	<b>N/A</b>	<b>N/A</b>	<b>13</b>	<b>0</b>	<b>0%</b>	<b>21</b>	<b>0</b>	<b>0%</b>
<b>10</b>	<b>Church - Not Gov. Assisted</b>	<b>Malampa</b>	<b>F</b>	<b>12</b>	<b>2</b>	<b>17%</b>	<b>9</b>	<b>0</b>	<b>0%</b>	<b>4</b>	<b>1</b>	<b>25%</b>
			<b>M</b>	<b>15</b>	<b>1</b>	<b>7%</b>	<b>12</b>	<b>0</b>	<b>0%</b>	<b>7</b>	<b>3</b>	<b>43%</b>
	<b>Private</b>	<b>Shefa</b>	<b>F</b>	<b>5</b>	<b>0</b>	<b>0%</b>	<b>57</b>	<b>3</b>	<b>5.3%</b>	<b>110</b>	<b>5</b>	<b>4.5%</b>
			<b>M</b>	<b>10</b>	<b>1</b>	<b>10%</b>	<b>72</b>	<b>8</b>	<b>11%</b>	<b>114</b>	<b>8</b>	<b>7%</b>
		<b>Tafea</b>	<b>F</b>	<b>N/A</b>	<b>N/A</b>	<b>N/A</b>	<b>N/A</b>	<b>N/A</b>	<b>N/A</b>	<b>6</b>	<b>0</b>	<b>0%</b>
			<b>M</b>	<b>N/A</b>	<b>N/A</b>	<b>N/A</b>	<b>N/A</b>	<b>N/A</b>	<b>N/A</b>	<b>7</b>	<b>1</b>	<b>14%</b>
<b>11</b>	<b>Private</b>	<b>Shefa</b>	<b>F</b>	<b>9</b>	<b>0</b>	<b>0%</b>	<b>35</b>	<b>4</b>	<b>11%</b>	<b>118</b>	<b>1</b>	<b>1%</b>
			<b>M</b>	<b>22</b>	<b>0</b>	<b>0%</b>	<b>45</b>	<b>3</b>	<b>7%</b>	<b>120</b>	<b>3</b>	<b>3%</b>

<u>12</u>	<u>Private</u>	<u>Shefa</u>	<u>F</u>	<u>7</u>	<u>0</u>	<u>0%</u>	<u>22</u>	<u>1</u>	<u>5%</u>	<u>73</u>	<u>0</u>	<u>0%</u>
			<u>M</u>	<u>29</u>	<u>0</u>	<u>0%</u>	<u>26</u>	<u>1</u>	<u>4%</u>	<u>70</u>	<u>0</u>	<u>0%</u>
<u>13</u>	<u>Private</u>	<u>Shefa</u>	<u>F</u>	<u>N/A</u>	<u>N/A</u>	<u>N/A</u>	<u>13</u>	<u>0</u>	<u>0%</u>	<u>33</u>	<u>0</u>	<u>0%</u>
			<u>M</u>	<u>N/A</u>	<u>N/A</u>	<u>N/A</u>	<u>8</u>	<u>0</u>	<u>0%</u>	<u>36</u>	<u>1</u>	<u>3%</u>