

2.2.3. Primary pupil-teacher ratio, by province, education authority and language of instruction - 2018, 2019, 2020

The pupil - teacher ratio by education authority recorded the highest in private schools for the year 2019 at 83 students per teacher, this fell by 17 students for the year 2020 recording a total 66 students per teacher. The government of Vanuatu recorded the lowest student – teacher ratio at 35 in 2020 remaining constant when compared to 2019. (see chart – 2.2.3.a).

Fig 2.2.3a: Primary pupil-teacher ratio by province, education authority, 2018 to 2020

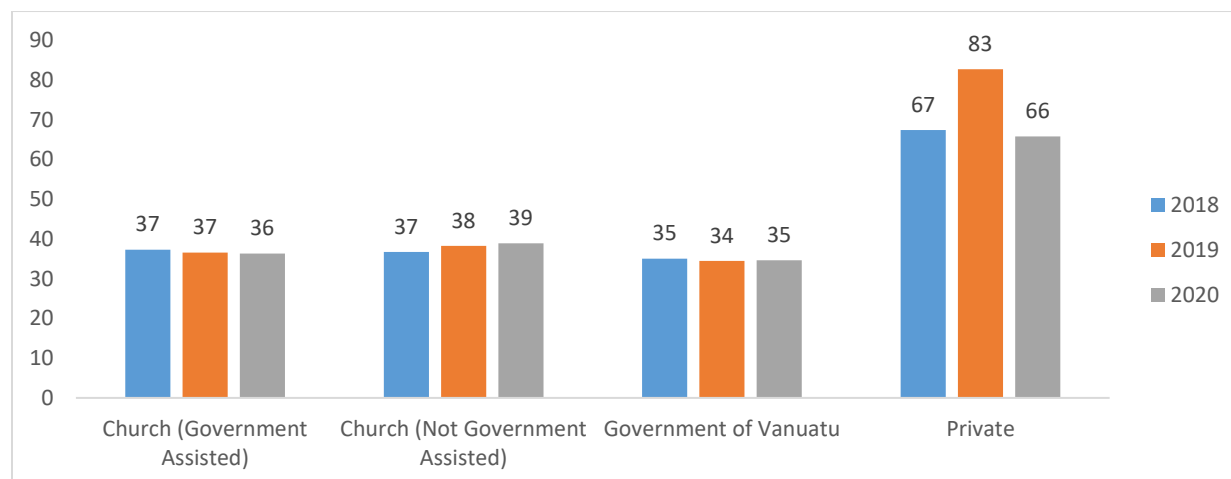


Chart 2.2.3 a

The pupil - teacher ratio increased within primary education in English and decreased in French and Vernacular from 2018 to 2020 (see chart – 2.2.3.b).

Fig 2.2.3b: Primary pupil-teacher ratio by language of instruction, 2018 to 2020

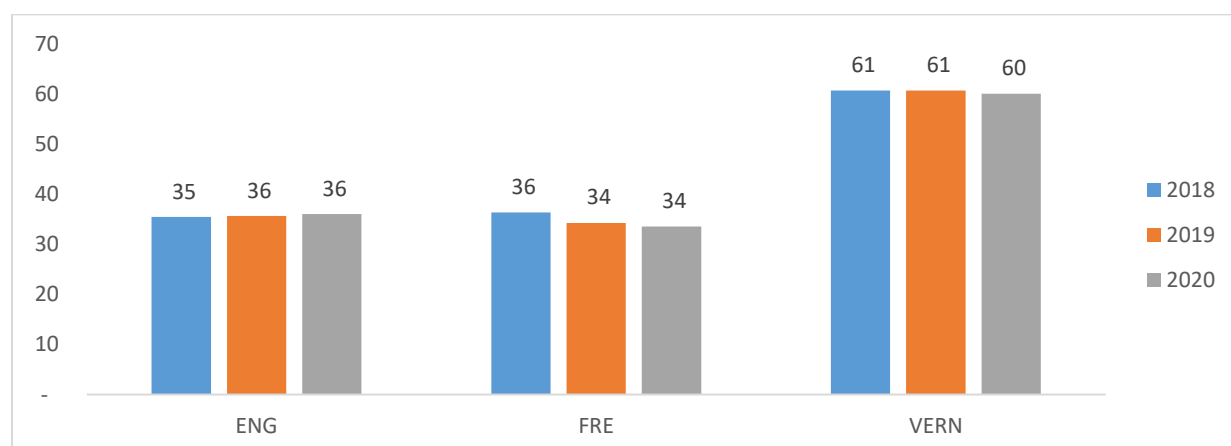


Chart 2.2.3 b

Pupil-teacher ratio by language of instruction recorded an increase of 60 students per teacher for vernacular languages in 2020. This is a decline of 1 pupil when compared to the year 2019.

Pupil - teacher ratio per language of instruction within each type of education authorities had changing trends from 2018 to 2020, while the ratio increases for English language of instruction at the schools governed by Government assisted Churches and not assisted ones, stayed same at the schools governed by the Government of Vanuatu and decreased in private schools (see chart – 2.2.3.C).

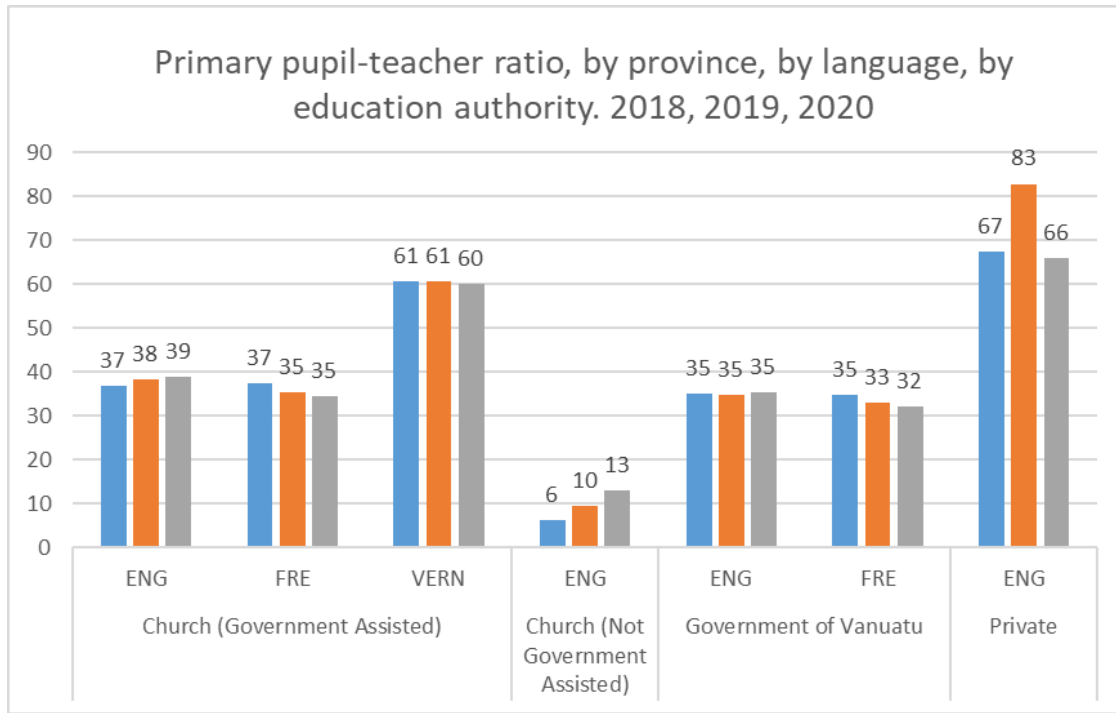


Chart 2.2.3 c