

2021 Torba Education Key Indicators

The Ministry of Education and Training has been working with schools and provinces to improve the quality of the data available. The data apply to government and non-government schools.

Schools and students in 2021

Level	No. of Schools	English	Vernacular	French
Early Childhood	46	15	30	1
Primary School	27	17		10
Secondary School	5	3		2

Students in 2021

Level	Total Students	Girls (%)	Girls (Count)	Boys (%)	Boys (Count)
Early Childhood	654	48%	316	52%	338
Primary School	2,021	51%	1,021	49%	1,000
Secondary School	635	52%	330	48%	305

Student teacher ratio per school type

Ministry of Education and Training standard student teacher ratios are:

- 1 to 15*** in early childhood
- 1 to 30*** in primary schools
- 1 to 25*** in secondary schools

*The student teacher ratio in early childhood is prescribed by the Early Childhood Care & Education Policy of 2017. The student teacher ratios in primary and secondary schools ratios are prescribed by the Education Regulation Order No.44 of 2005.

Actual student teacher ratio per school type

School Type	2018	2019	2020	2021
Primary school	23.9 per teacher	25.6 per teacher	25.7 per teacher	28.9 per teacher
Secondary school	23.7 per teacher	24.8 per teacher	23.4 per teacher	21.1 per teacher
Early childhood	11.4 per teacher	12.0 per teacher	10.5 per teacher	9.8 per teacher

Number of teachers per school type

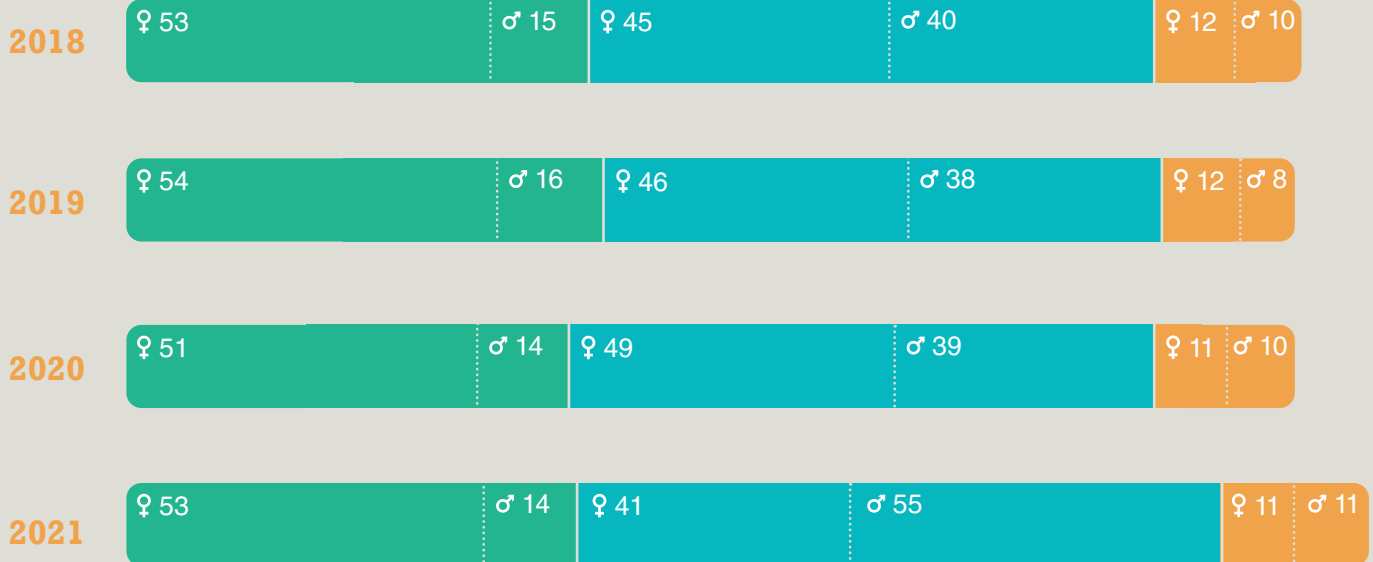
♀ Female

♂ Male


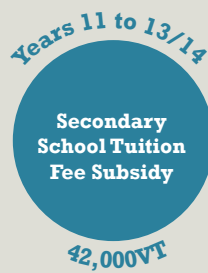
Early Childhood

Primary School

Secondary School



Annual grant in 2021 per student



Ministry of Education & Training
Government of Vanuatu

Australian Aid