



# 2020 Tafea Education Key Indicators

The Ministry of Education and Training has been working along with schools and provinces to improve the quality of the data available. The data applies to private and government schools.

### Schools in 2020

Level	No. of Schools	English	Vernacular	French
<b>Early Childhood</b>	177	83	84	10
<b>Primary School</b>	79	46		33
<b>Secondary School</b>	21	13		8

### Students in 2020

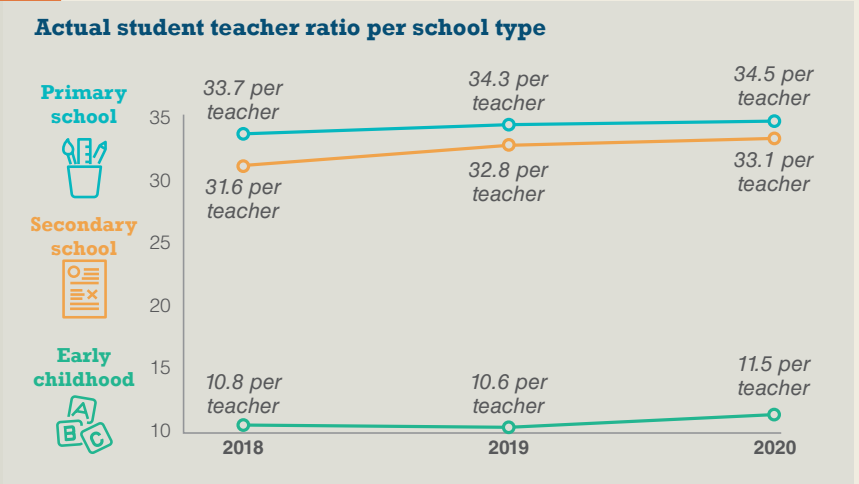
Level	Total Students	Girls (%)	Boys (%)
<b>Early Childhood</b>	2,689	48% (1,288)	52% (1,401)
<b>Primary School</b>	10,742	46% (4,980)	54% (5,762)
<b>Secondary School</b>	3,381	48% (1,616)	52% (1,765)

## Student teacher ratio per school type

### Ministry of Education and Training standard student teacher ratios are:


- 1 to 15\*** in early childhood
- 1 to 30\*** in primary schools
- 1 to 25\*** in secondary schools

\*The student teacher ratio in early childhood is prescribed by the Early Childhood Care & Education Policy of 2017. The student teacher ratios in primary and secondary schools ratios are prescribed by the Education Regulation Order No.44 of 2005.



## Number of teachers per school type

♀ Female ♂ Male



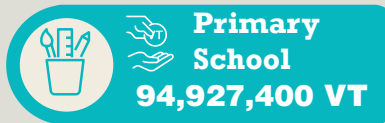
## Grant allocations in 2020

92%

contributions from the Government of Vanuatu

8%

contributions from the donor partners



The Government of Vanuatu only pays grants for registered Government and non-Government assisted schools. Non-Government (private) schools are excluded. In Early Childhood centres, grants are only paid for 4 and 5-year-old students.

## Annual grant in 2020 per student



Ministry of Education & Training  
Government of Vanuatu

**Australian Aid**